




With your My Number Card,
you can get up to

20,000 Myna Points!

Myna Points Stage
2 is underway!!

The My Number Card application deadline
for Myna Points Stage 2 is **September 30**, so
don't delay!



What is a My Number Card?

No first-time issuance fee!

The My Number Card is a card that can be used as a form of personal ID. It has a photo of the applicant's face and also their My Number on it. The electronic certificate on the IC chip inside the card can be used for various services such as online applications for residence procedures and filing tax returns (e-Tax).



Information is available in 16
languages on the Immigration
Bureau website!



Take a
look!

Call here for inquiries!

Japanese

My Number Toll-Free Hotline
TEL: 0120-95-0178

*Reception hours vary by day.
Monday to Friday: 9:30 - 20:00
Weekends and holidays: 9:30 - 17:30
(Matters relating to the My Number Card
and Myna Points: 9:30 - 20:00)




Foreign Languages

About the My Number Card
TEL: 0120-0178-27

If you can't get through: **0570-064-738**

- *Reception hours vary for each language.
- English, 中文 (Chinese), 한국어 (Korean),
Español (Spanish), Português (Portuguese)
➡ **9:30 - 20:00**
 - ภาษาไทย (Thai), नेपाली भाषा (Nepalese),
Bahasa Indonesia (Indonesian)
➡ **9:00 - 18:00**
 - Tiếng Việt (Vietnamese), Pilipino (Filipino)
➡ **10:00 - 19:00**



About Myna Points
TEL: 0570-028-125

- *Reception hours
- English, 中文 (Chinese), 한국어 (Korean),
Español (Spanish), Português (Portuguese)
➡ **9:30 - 20:00**

**Call here for help with
applying for Myna Points!**

How to Apply for Your Card and Get Myna Points

STEP 1 Fill out the application form

★You can also get an application form and address label at Immigration!

- Fill out the necessary information on the application
- Attach a face photo taken within the last 6 months

Apply by
September 30 to get 20,000
points!




Your My Number is on your Individual Number Notice!

The number in the 0123 4567 8901 to the left is your My Number.

Your Individual Number Notice will be sent to your home via registered mail 2-3 weeks after you register as a resident.

If you are not yet registered as a resident, **you must first register at local government office in your municipality. Be sure to bring your card then.**

You can apply for your card using your computer or smartphone, or even at an ID photo booth (Japanese only).



STEP 2 Apply for and receive your card

If you know your My Number

- ① Complete the application, then put it in an envelope that has the address label on it.
- ② Put the application in the mail.

About 1 month later...

- ③ A post card will arrive.
- ④ Go to the issuing place written on the postcard.
- ⑤ Set your PIN at the counter and receive your card.



If you don't know your My Number or how to fill out the application

- ① Go to the local government office in your municipality.
- ② Complete the application form at the counter and submit it.

About 1 month later...

- ③ Your My Number Card will arrive at home.

*Some municipalities use steps 3-5 on the left to issue your My Number Card.



STEP 3 Apply for Myna Points

Myna Points are given as points for the payment service you selected. Select the payment service of your choice.

You can apply from your smartphone, a computer, or at a Myna Point Application Spot!

For more information...

TEL: 0120-95-0178 (Japanese)

TEL: 0570-028-125 (Foreign Languages)

Give us a call!

*Reception hours: 9:30 - 20:00



*5 foreign languages available.

English, 中文 (Chinese), 한국어 (Korean), Español (Spanish), Português (Portuguese)



Look for this mark!

Taking your face photo



- Size: Height 4.5cm × Width 3.5cm
- Face forward, no hat, no background, black & white is OK

- Photos with backgrounds
- Photos where your face can't be seen clearly
- Photos with hats, sunglasses etc. cannot be used.



Information is available in 16 languages on the Immigration Bureau website!



Take a look!